




Australia's most advanced bidet system is finally here.




This Bidet meets the requirements of ASNZS 3500, ASNZS2845.1/2 & the plumbing code of Australia.



The **InteliCare** Series has all the standard features, such as: bottom wash, ladies wash, and air dryer. Advanced features of this bidet include a multi-position, 5-step nozzle adjustment, as well as pulse and oscillate settings to provide a much cleaner wash. This bidet is made for ease of use.



Rear wash




Ladies wash




Seat Anchors




Air dryer



Warm water



5-step adjust



Pulse & Oscillate



Soft Close



The latest generation in Hygiene Technology featuring super slim design.

Approximately 99mm high, making them look more like a normal toilet than the large retrofit bidet options available in the market place today.

Retrofit

Our bidet can be supplied on its own to fit your existing toilet.



Remote Control

Can be wall mounted or held in hand.

Advanced technology has allowed so many features and functions to be compressed in to a simple slimline design.





Advanced seat design

250kg weight rating.

Unlike other bidets on the market that only hold up to 120KG.

Seat Anchors

Improved stability and eliminates wandering seat.

Designed for side transfer. The only Bidet in Australia to offer this function.



Super flat profile

Super flat profile with extra large seat and lift tabs. Designed for the larger person.

Designed with the user in mind, this machine has a 250KG weight rating and user can even sit on lid while closed.

For easy cleaning, just press the quick release button and the bidet will slide straight off.



Side Control knob

Adjust water pressure while you are washing with just a twist of the dial.



Simple to operate

So simple a child can use it. The IntelliCare provides ultimate performance with least amount of buttons.

Anti-microbial plastic

Repels germs.

The materials used throughout this bidet are highly efficient at protecting against bacteria, fungi, viruses and germs. Acting as a non-toxic health barrier.





Optional MF Filter

2 Stage External Filter.

1. The sediment filter removes particles from the water before it enters the bidet. Protecting your internal heating systems.
2. Water then passes through the ceramic balls, collecting silver ions that attack bacteria, germs and viruses.

Must be ordered at the time of purchase.

Powerful Dryer

Powerful Dryer with adjustable air temperature and air volume



Easy to Remove Clean and Remount

Seat and lid can be removed using the quick release dial.

Smart Night Light

For your safety, a night light comes standard.

Auto light sensors to turn on/off depending on the environment.



Warranty

2 years full replacement.

If anything goes wrong with the internal elements of your bidet, it may be replaced free of charge. T&C's apply.

Visit <https://thebidetshop.com.au/pages/warranty> for more info.

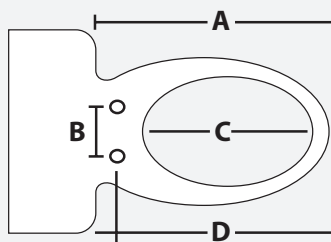
Write your measurements here:

A

B

C

D



Toilet Compatibility

Elongated

A: 520mm or above

B: 140-195mm

C: 340mm or above

D: 425mm - 489mm

*Top or Bottom fixing
bolt options available.*

Internal Fixing Kit Available.

To be installed by a licensed plumber. Power point and external tap required.
Water Pressure 100-680KPA.

Specifications

Model	InteliCare
Filter	Dual Filtration System
Nozzle	Stainless tip, Stainless shaft
Dimensions (WxHxL MM)	383 x 118 x 519.9mm
Net weight	7kg
Power Rating	AC 230V 50/60Hz 1500W
Sterilization	Standard Filter with MF Filter options available

All our electronic bidet products conform to - AS 2845.2 Minimum Air Gap/AVB Supplementary Dual CV - <https://watermark.abcb.gov.au/product-search/certificate/020094> as of 23/07/2024



WARNING: THIS TOILET DOUCHE SEAT MUST BE INSTALLED WITH APPROPRIATE BACKFLOW PROTECTION CONFORMING TO THE NATIONAL CONSTRUCTION CODE - VOLUME THREE AND PCA.

For more information or to purchase contact:



home modifications

P: (08) 8374 1099

hiline.net.au

E: office@hiline.net.au

